



Total Solution Provider in Saw Device

SA467AP

CDMA 450 G-Band, RF-Rx SAW Filter
Revision 0:



- Electrical Characteristics
 - Package Dimensions
 - Testing Environment
 - Frequency Characteristics
-

SAWNICS Inc.

460 Cheonheung-ri, Seonggeo-eup, Cheonan-si, Chungcheongnam-do, 330-836 / Korea.
Tel: +82 41 550 9372 / Fax: +82 41 550 9399 / www.sawnics.com

□ Electrical Characteristics

Maximum Ratings

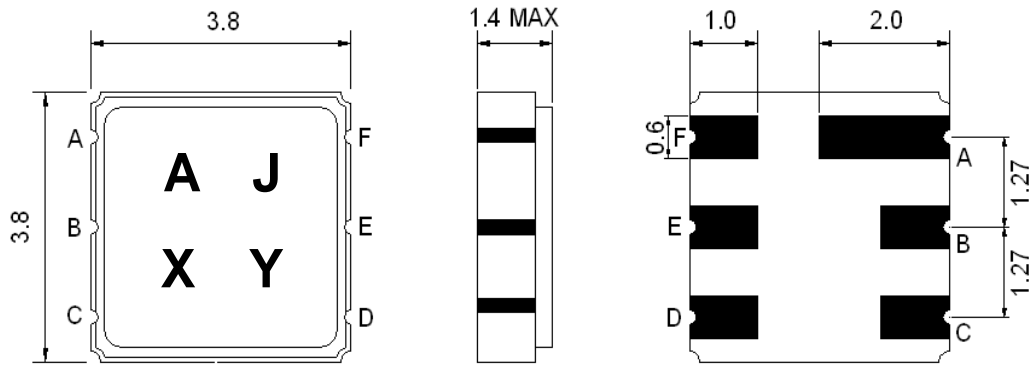
Parameters Description	Unit	Minimum	Typical	Maximum
Operating Temperature Range	°C	-30	-	+80
Storage Temperature Range	°C	-40	-	+85
Maximum DC Voltage	V	-	-	0
Maximum Input Power	dBm	-	-	27
Source Impedance (single ended) ⁽¹⁾	Ω	-	50	-
Load Impedance (single ended) ⁽¹⁾	Ω	-	50	-
Package type & size	P			
Length x Width	mm ²	-	3.8 x 3.8	-
Height	mm	-	-	1.4

Electrical Specification

Parameters Description	Unit	Minimum	Typical	Maximum
Center Frequency (Fo)	MHz	-	467.6	-
Insertion Loss in 465.2 ~470.0 MHz	dB	-	2.8	3.5
Attenuation:				
0.3 ~ 455.2 MHz	dB	40	50	-
455.2 ~ 460.0 MHz	dB	35	49	-
490.0 ~ 700.0 MHz	dB	40	50	-
700.0 ~ 1200 MHz	dB	30	42	-
1200 ~ 2000 MHz	dB	20	35	-
VSWR in 465.2 ~ 470.0 MHz	-	-	1.8	2.0

Notes : (1) No Matching Network .

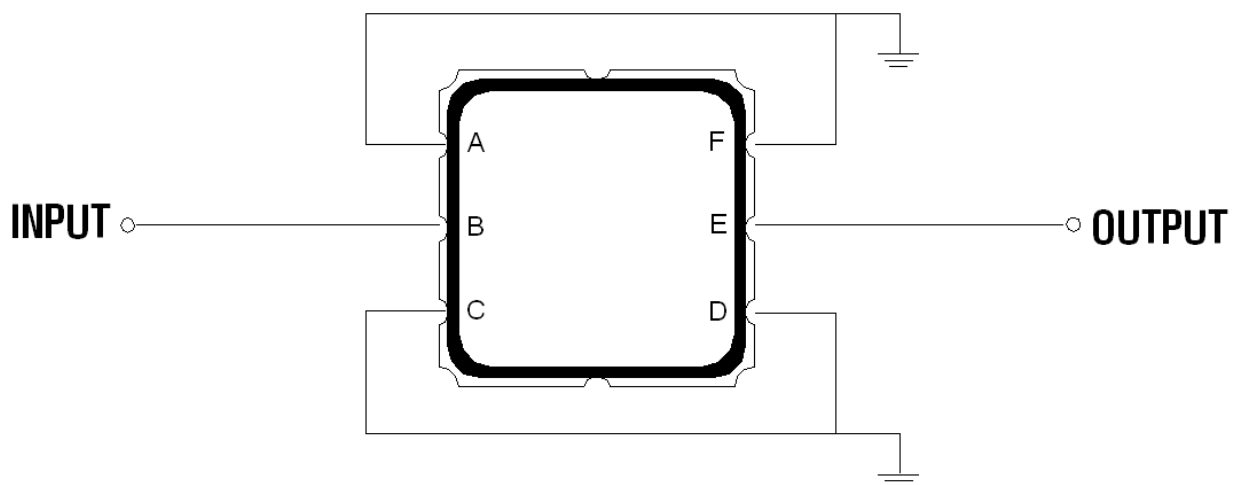
Package Dimensions



Marking Descriptions	
A	CDMA450 Application
J	Series Number
X	Date Code(Year)
Y	Date Code(Month)

Pin Description	
A, C, D, F	Ground
B	In
E	Out

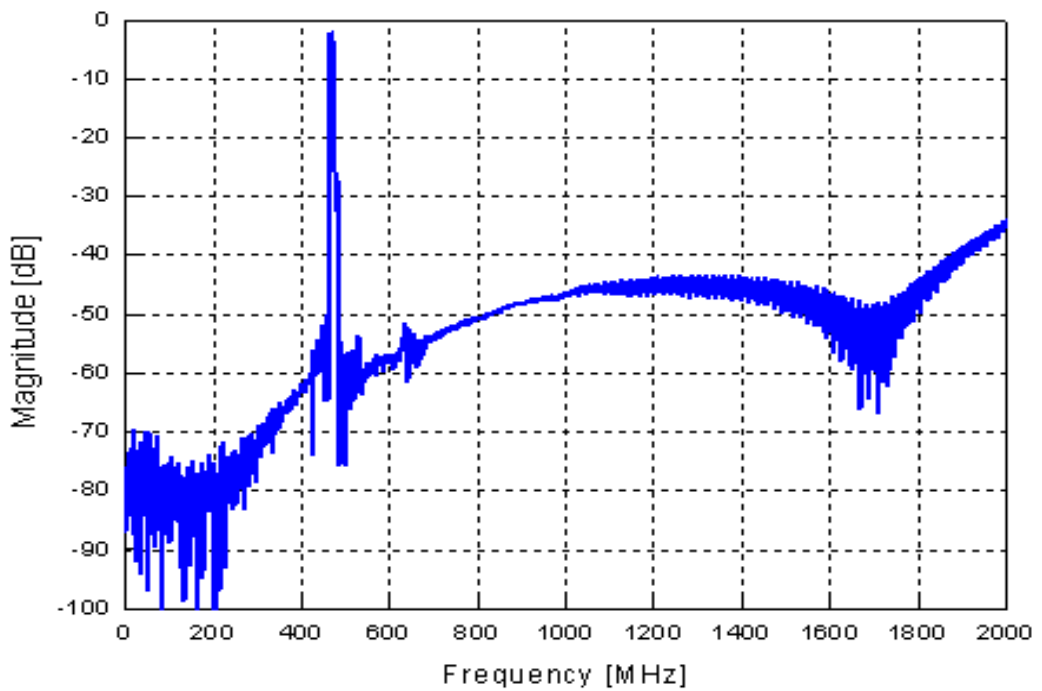
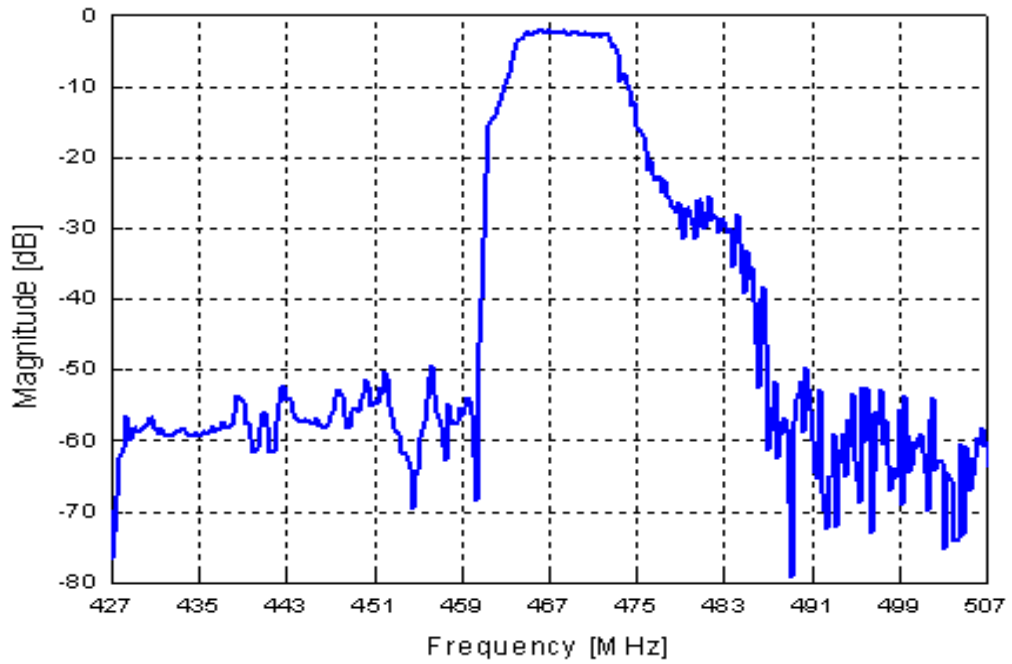
Testing Environment



Source & Load Impedance: 50 Ω

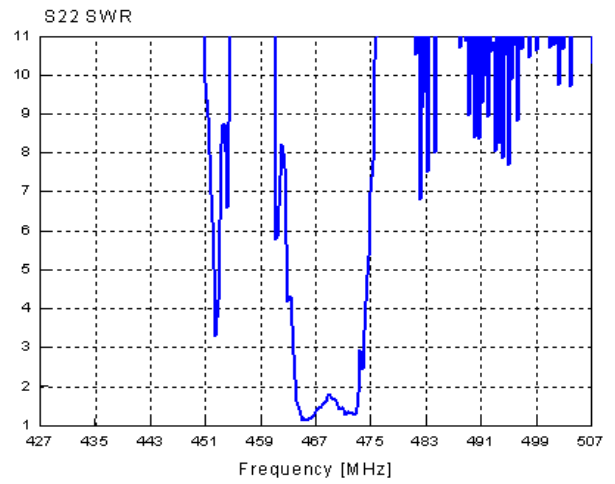
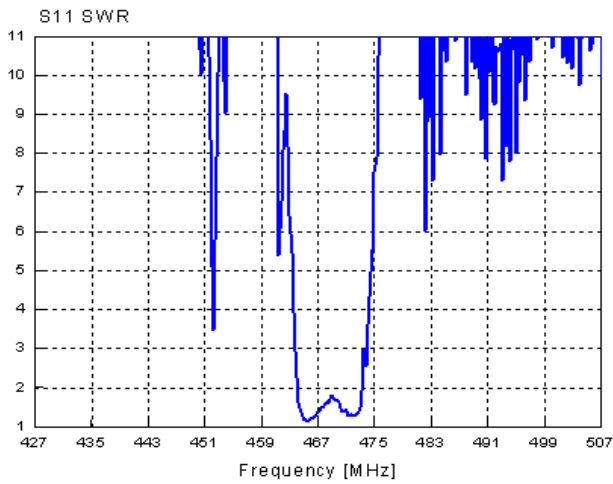
□ Frequency Characteristics

Frequency Response

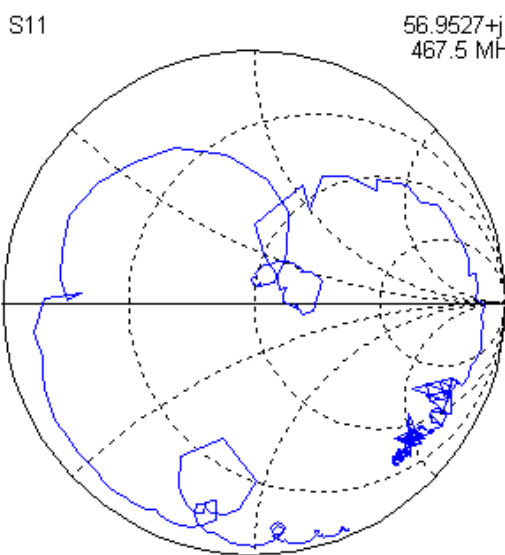




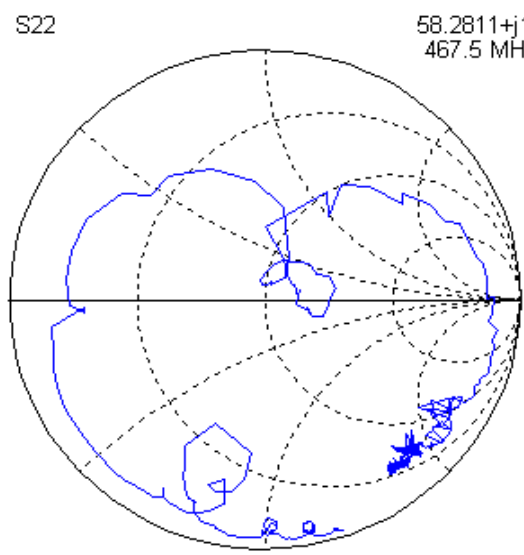
VSWR



Smith Chart



56.9527+j19.4226
467.5 MHz



58.2811+j18.408
467.5 MHz